





































LEGEND

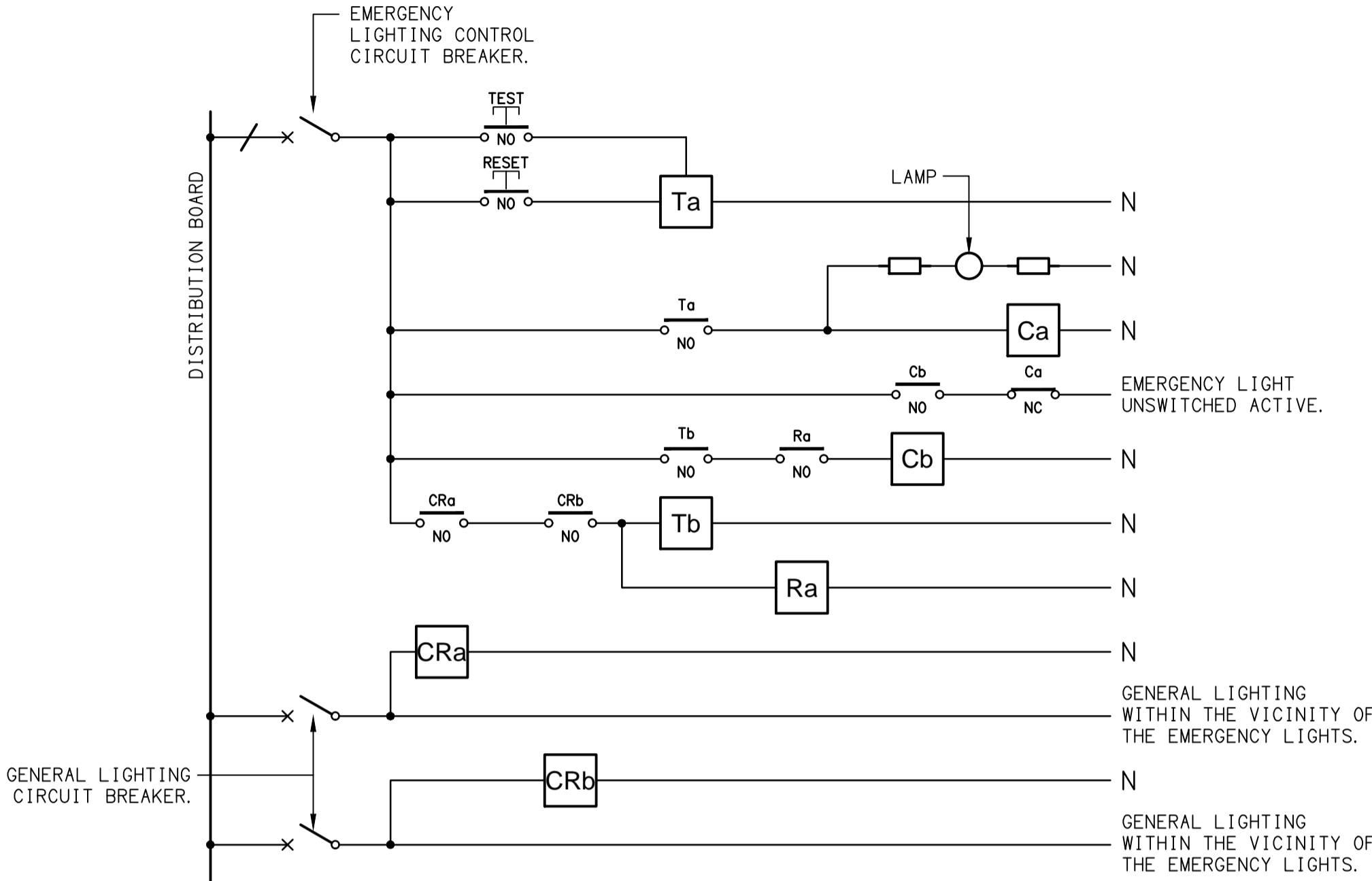
-  ELECTRICAL SERVICES SWITCHBOARD.
-  SWITCHBOARD / CONTROL PANEL NOT PROVIDED AS PART OF THE ELECTRICAL SUBCONTRACT.
-  SINGLE POWER OUTLET.
-  DOUBLE POWER OUTLET.
-  SPECIAL PURPOSE POWER OUTLET.
-  SIGNAGE CONNECTION.
-  SINGLE PHASE ISOLATOR.
-  THREE PHASE ISOLATOR.
-  HAND DRYER CONNECTION.
-  LIGHTING CONTROL SWITCH PANEL, TYPE AS NOTED.
-  CIRCUIT LINE.
-  SWITCH LINE.
-  DB-x - Py POWER CIRCUIT DESIGNATION. DENOTES DB AND CIRCUIT.
-  LIGHTING CONTROL CHANNEL REFERENCE.
-  ELECTRICAL EQUIPMENT AS NOTED.
-  RJ45 COMMUNICATIONS OUTLET.
-  FIRE EVACUATION SPEAKER.
-  FIRE INDICATOR PANEL.
-  SMOKE DETECTOR.
-  CONCEALED SMOKE DETECTOR.
-  THERMAL DETECTOR.
-  AUTO DOOR FIRE ALARM INTERFACE.
-  D00R CONTROLLER.
-  D00R CONTROL PANEL.
-  REFER TO DETAIL NOTED FOR THE AREA SHOWN HATCHED. ADDITIONAL OUTLETS & FITTINGS MAY BE SHOWN ON DETAIL.
-  Sx: LED STRIP LIGHT, TYPE AS NOTED.
-  E1: GENERAL LED EMERGENCY LIGHT.
-  EX: EMERGENCY LED EXIT LIGHT.
-  Lx: LIGHT FITTING C/W NON-MAINTAINED EMERGENCY BATTERY PACK. TYPE AS NOTED.
-  L1: REPLACE EXISTING DINING RECESSED DOWNLIGHT WITH NEW, DIMMABLE.
-  L2: DINING RECESSED DOWNLIGHT, DIMMABLE.
-  L3: HALL RECESSED DOWNLIGHT, DIMMABLE.
-  L4: AMENITY RECESSED DOWNLIGHT, DIMMABLE.
-  L5: DECORATIVE PENDANT, TE DIMMABLE.
-  L6: DECOARTIVE PENDANT, TE DIMMABLE.
-  WL1: WALL LIGHT, TE DIMMABLE.

NOTE

ALL ELECTRICAL PENETRATIONS THROUGH THE ROOF SHEETING ARE TO BE IN LINE WITH THE STRUCTURAL OR MECHANICAL SERVICES PENETRATIONS TO AVOID DEDICATED FLASHINGS FOR THE ELECTRICAL SERVICES.

EQUIPMENT:

- TEST - TEST PUSH BUTTON MOUNTED ON THE DISTRIBUTION BOARD ESCUTCHEON.
- RESET - RESET PUSH BUTTON MOUNTED ON THE DISTRIBUTION BOARD ESCUTCHEON.
- LAMP - AMBER TEST INDICATING LAMP MOUNTED ON THE DISTRIBUTION BOARD ESCUTCHEON.
- Ta - ADJUSTABLE 0-3 HOUR TIMED RELAY.
- Tb - 15 MINUTE RUN-ON TIMER TO OPERATE UPON THE RETURN OF MAINS POWER.
- Cx - CONTACTOR x.
- CRx - CONTROL RELAY x.
- Rx - RELAY x.

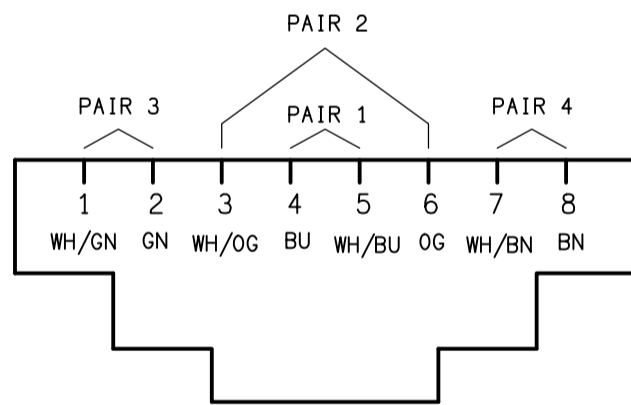


NOTES

1. THE EMERGENCY LIGHT UNSWITCHED ACTIVE / GENERAL LIGHTING SWITCHED ACTIVE CIRCUIT ARRANGEMENT AND CONTROL IS TYPICAL FOR ALL CIRCUITS SUPPLYING EMERGENCY LIGHTS.
2. PROVIDE ADDITIONAL CONTROL RELAYS (CRx) CONFIGURED AS PER CRa AND CRb FOR ALL ADDITIONAL LIGHTING CIRCUITS THAT SUPPLY LIGHTS IN THE VICINITY OF THE EMERGENCY LIGHTS.

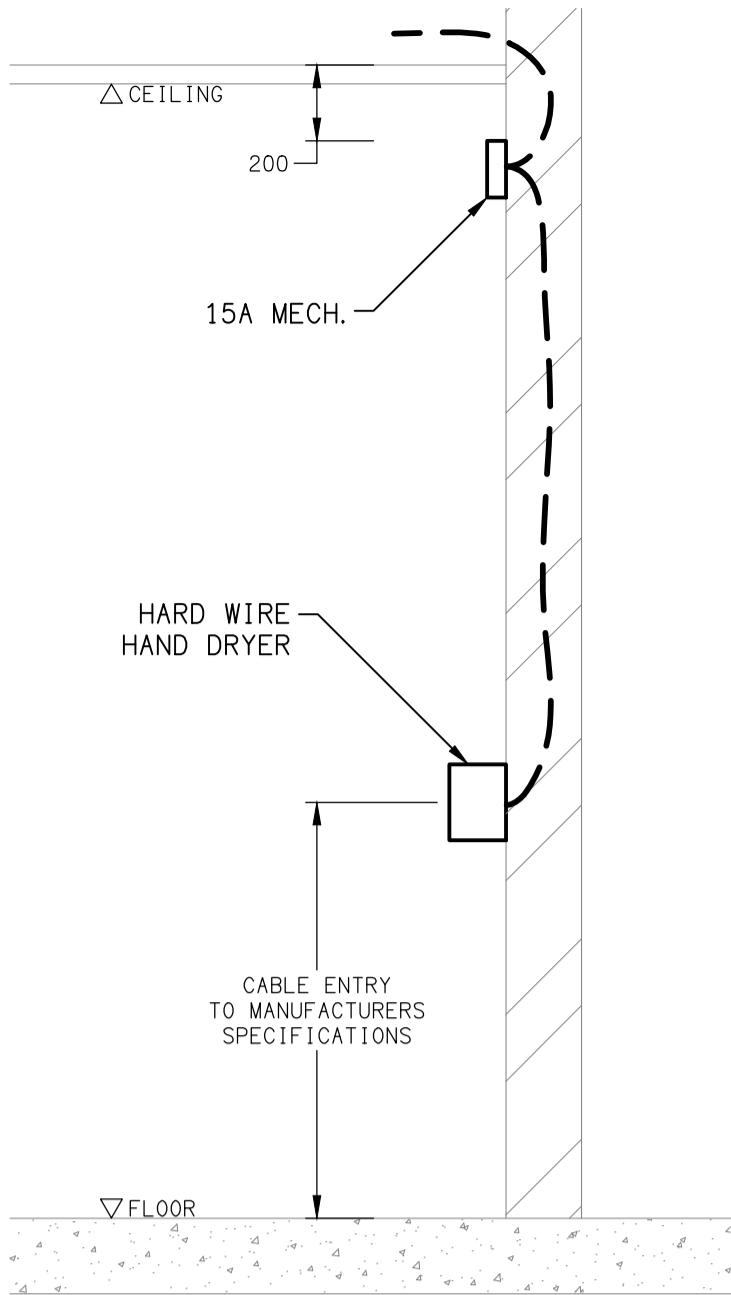
SCHEMATIC

EMERGENCY LIGHTING
NOT TO SCALE



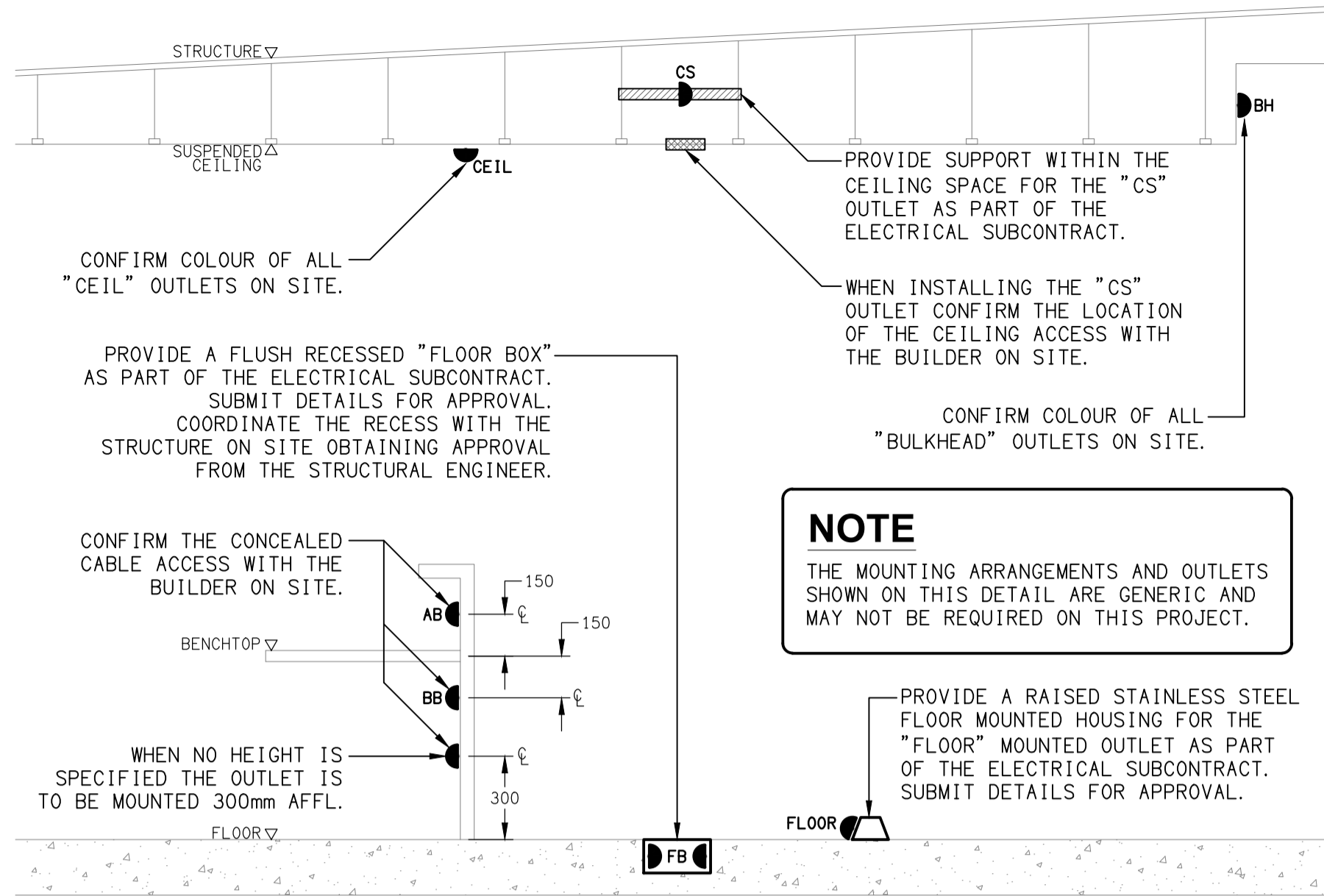
SCHEMATIC

RJ45 PINOUT CONFIGURATION
NOT TO SCALE



DETAIL

HAND DRYER CONNECTION
NOT TO SCALE



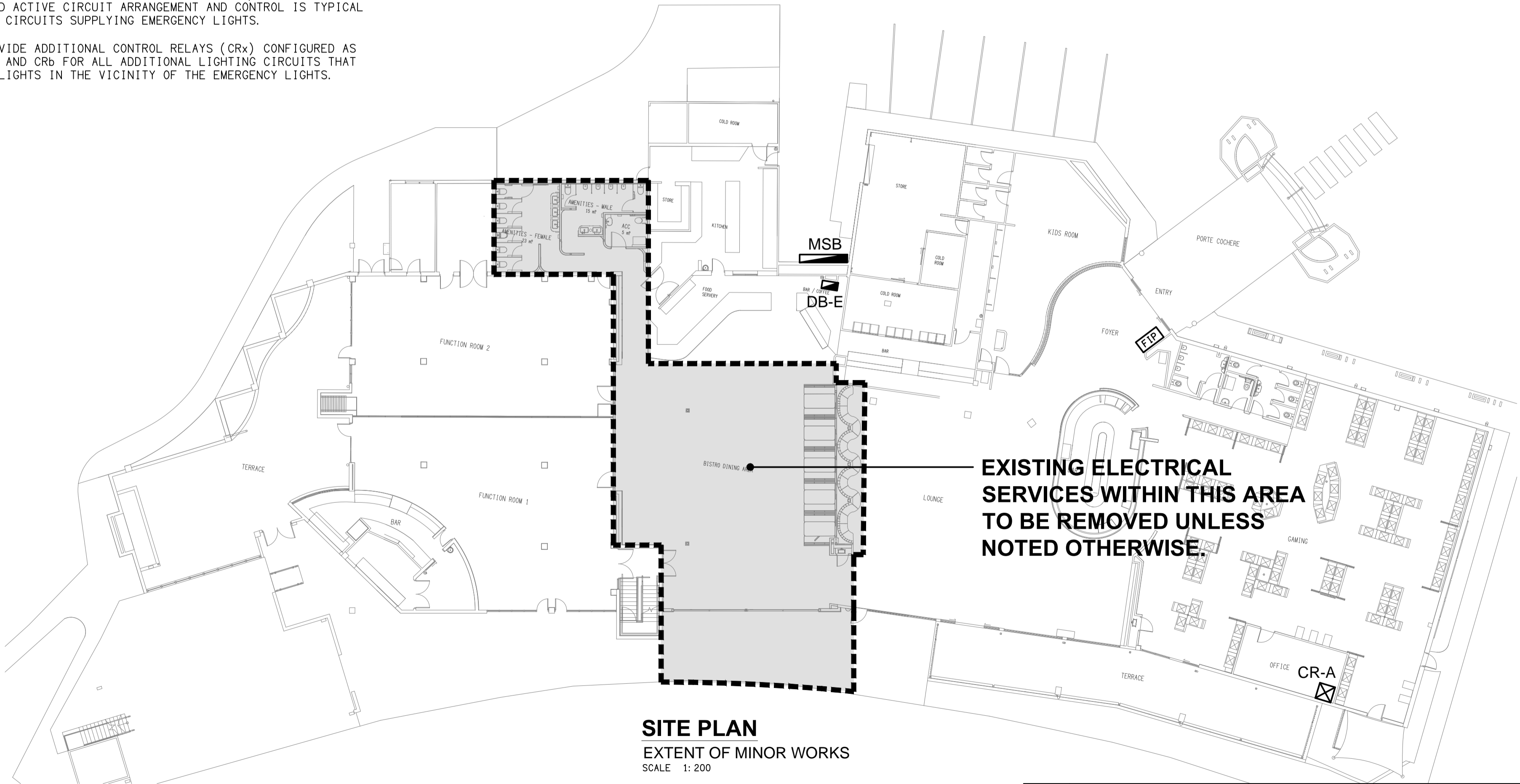
DETAIL

TYPICAL OUTLET MOUNTINGS
NOT TO SCALE

NOTE

THE MOUNTING ARRANGEMENTS AND OUTLETS SHOWN ON THIS DETAIL ARE GENERIC AND MAY NOT BE REQUIRED ON THIS PROJECT.

PROVIDE A RAISED STAINLESS STEEL FLOOR MOUNTED HOUSING FOR THE "FLOOR" MOUNTED OUTLET AS PART OF THE ELECTRICAL SUBCONTRACT. SUBMIT DETAILS FOR APPROVAL.



SITE PLAN

EXTENT OF MINOR WORKS
SCALE 1:200

EXISTING ELECTRICAL SERVICES WITHIN THIS AREA TO BE REMOVED UNLESS NOTED OTHERWISE

ELECTRICAL DESIGN GROUP BRISBANE PTY LTD
ACN 092 710 793
TRADING AS:
ELECTRICAL DESIGN GROUP

THE COPYRIGHT OF THIS DRAWING REMAINS THE PROPERTY OF THE ELECTRICAL DESIGN GROUP.
USE FIGURED DIMENSIONS IN PREFERENCE TO SCALE.
ALL DIMENSIONS TO BE VERIFIED ONSITE.



ELECTRICAL DESIGN GROUP
ELECTRICAL BUILDING SERVICES CONSULTANTS
BRISBANE GOLD COAST

P.O.Box 15, Sherwood Q.4075
Phone: (07) 3278 4375
Email: brisbane@edg.net.au
Web: www.edg.net.au

PROJECT:

**VICTORIA POINT SHARKS SPORTING CLUB
MINOR WORKS**

325 COLBURN AVENUE, VICTORIA POINT, QUEENSLAND

D	CONSTRUCTION	27/10/2025
REV.	DESCRIPTION:	DATE:

DRAWING:
**ELECTRICAL SERVICES
LEGEND, SITE PLAN & DETAILS**

SCALE:
1:200

AT A1

PROJECT NO:
C3615a

DRAWING NO:
E01

REVISION:
D